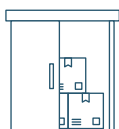


# A 3-Minute Guide to Starting Up Your Audio System for the New School Year

As you make the way back into your classroom, we want to help ensure that your Lightspeed Instructional Audio System is in **tip-top shape** on the first day of school.

1



**Unpack** your Lightspeed System from storage

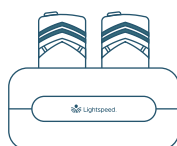
2

**Connect** your system and cradle chargers to power cables

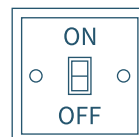


3

**Fully charge** microphone batteries overnight before the first day of school



4



**Turn on** your Lightspeed system

5



**If microphones have been stored** with other classrooms, you may need to pair your microphone to your system

6



**Use a working microphone** to test and adjust system volume

7

**Start Talking!**  
Your system is now ready to use

